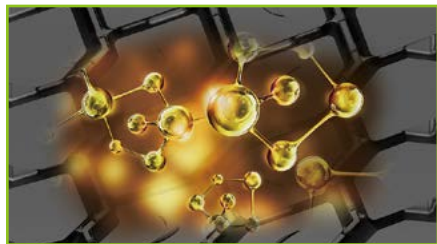


# MixWork EAM61




## TECHNICAL FEATURES


A special formula developed for abrasion resistance and anti-cut and chip capability for on and off terrain.



A frame structure reinforced with UT cord ensures a long life span.







A state-of-the-art wide-base pattern design with great control capability for on and off application.



## SIZE RANGE



Size	PR	LI/SS	Tread Depth (mm)	M+S				
385/65R22.5	20PR	160K	17.5	√	√	C	C	72dB B
385/65R22.5	24PR	164K	17.5	√	√	C	C	72dB B